

KASE:

**AT THE FOREFRONT
OF THE KAZAKHSTAN CAPITAL
MARKET DEVELOPMENT**

CEO
ALINA ALDAMBERGEN



KASE TODAY

290
ISSUERS

1 097
SECURITIES

USD 66 BN
MARKET CAP

USD 30 BN
CORPORATE DEBT

USD 57 BN
STATE DEBT

USD 123 MLN
AVERAGE DAILY VOLUME

USD 23 BN
9M 2024 TRADING VOLUME

3.1 MLN
RETAIL INVESTORS ACCOUNT

FUTURES

- KASE INDEX
- USD/KZT
- RUB/KZT
- KZAP
- HSBK



USD 555 BN
9M 2024 TRADING VOLUME

USD 3.0 BN
AVERAGE DAILY VOLUME

7 FX PAIRS
T+0 T+1 T+2

USD 300 MLN
AVERAGE DAILY VOLUME

USD 56 BN
9M 2024 TRADING VOLUME

KASE MARKET INFRASTRUCTURE



Retail Investors



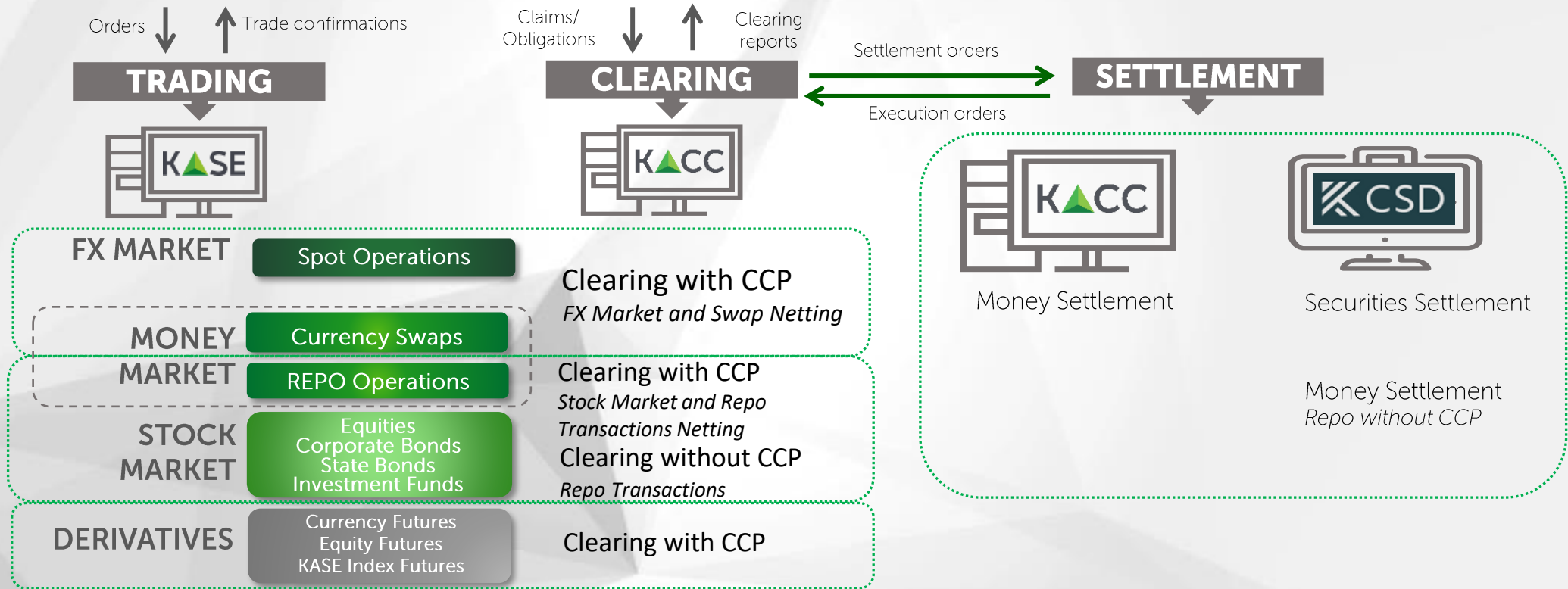
International Investors



Institutional Investors



Issuers



CENTRAL COUNTERPARTY



High Capital and Reserve Fund allocated for market risks

Independent validation of CCP risk-management model

Netting of trades with CCP on T+0, T+1 and T+2 basis

Single netting of securities and FX Markets with Money Market instruments

Pre-Trade collateral check
Multilevel risk-management

Portfolio approach for evaluation of collateral

IN PROCESS:

- CCP risk-management in accordance with PFMI standards
- Operational rating

PLANS AHEAD:

- Alignment of Kazakhstan legislation governing CCP operations in accordance with EMIR requirements
- Credit rating
- CCP services to other exchanges and in OTC market

TRADING INSTRUMENTS

1,687 instruments, including 1,097 securities issues; 290 instruments in the T+ list

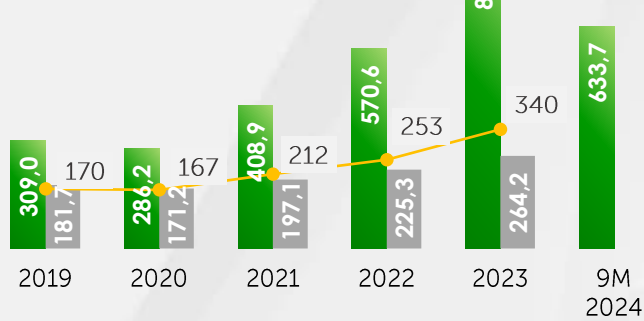
as of October 01, 2024

Securities Market			Money Market	FX Market	Derivatives
Stocks	Bonds	Other Securities	Swap operations	Spot	Futures
IPO / Auctions	Auctions	Secondary market	RUBKZT	RUBKZT	KASE Index
Buyback	Secondary market	Securities of investment funds	USDKZT	USDKZT	USDKZT
Secondary market	Municipal bonds	ETF	CNYKZT	CNYKZT	RUBKZT
Large companies	Government Bonds		EURKZT	EURKZT	KZAP
SME	National Bank Notes		EURUSD	EURUSD	HSBK
Dual listing	Foreign Government Securities		Autorepo	USDCNY	
GDR	Corporate Bonds		Stocks	EURCNY	
	IFI Bonds		Bonds		
			State bonds basket		
			General Collateral Certificates		
64	211	15	552	22	16
88	699	20			
Settlements					
T+2	T+2	T+2	от T+1 до T+1Y	T+0	T+1W
T+0 - Illiquid Securities	T+0 - Illiquid Securities	T+0	от T+0 до T+90	T+1	T+1M
				T+2	T+3M
					T+6M

VOLUME AND STRUCTURE OF THE MARKET

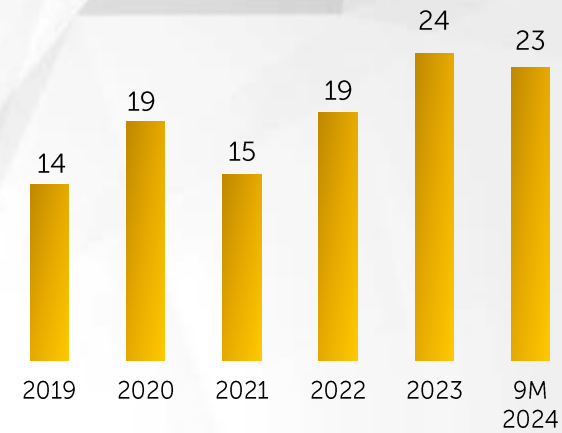
Total Trading Volume, USD bn

■ KASE
■ GDP
—●— % to GDP



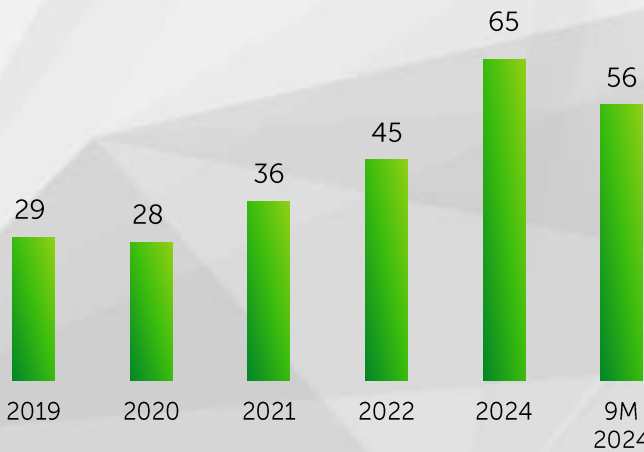
Year	% change (volume)	Number of Trades
2023	+57%	1 380 970
2022	+50%	905 304
2021	+80%	742 002
2020	+17%	412 578
2019	-62%	292 516

Securities Market, USD bn



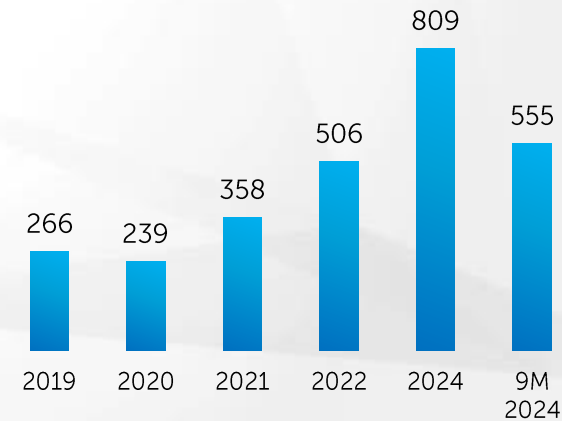
Year	% change (volume)	Number of Trades
2023	+24%	933 570
2022	+33%	583 598
2021	-22%	493 224
2020	+36%	205 369
2019	-0.3%	107 523

FX Market, USD bn



Year	% change (volume)	Number of Trades
2023	+45%	148 921
2022	+34%	85 737
2021	+34%	103 632
2020	+4%	97 593
2019	-17%	79 639

Money Market, USD bn



Year	% change (volume)	Number of Trades
2023	+60%	298 464
2022	+52%	235 964
2021	+55%	145 137
2020	+3%	109 615
2019	-7%	105 353

KEY MARKET INDICES AND INDICATORS

33

INDICES AND INDICATORS

TONIA

MONEY MARKET BENCHMARK

RISK FREE

YIELD CURVE

INDEX KASE

5,172

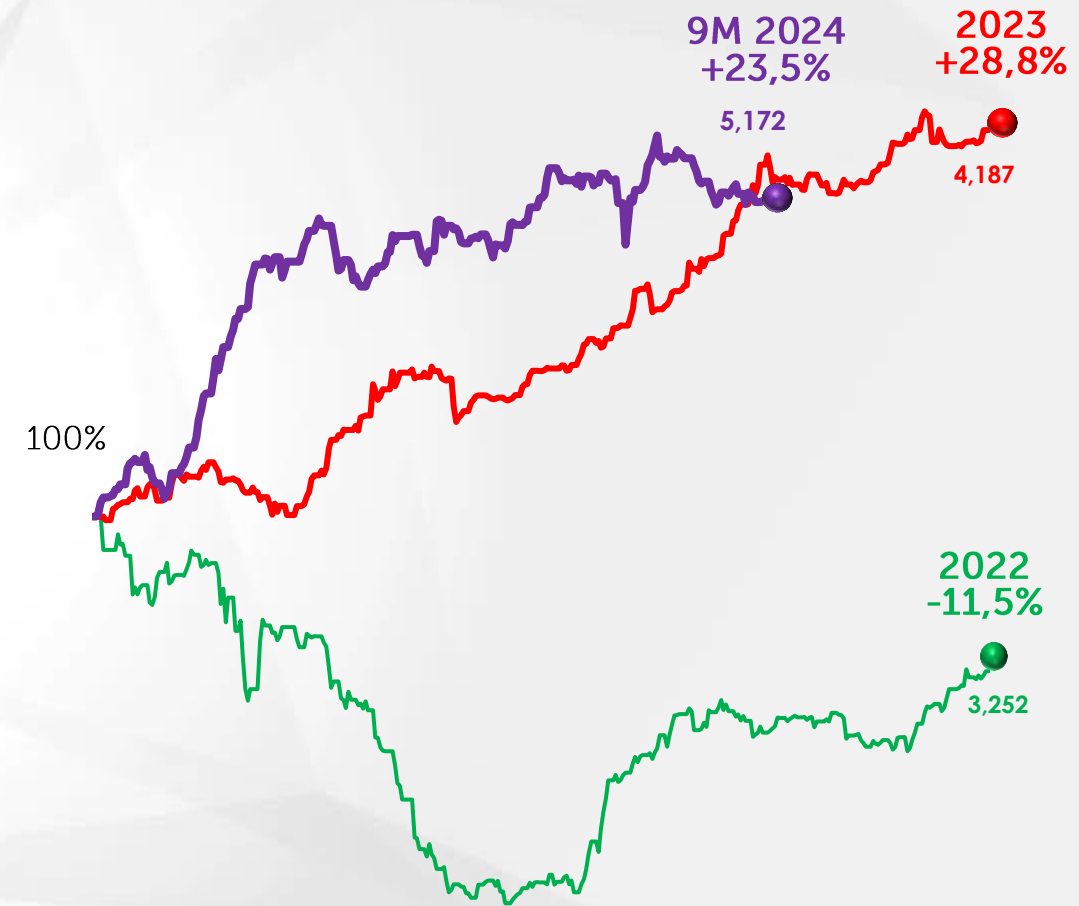


KASE INDEX DYNAMICS

KASE Index Composition

Company	MARKET CAP mln USD	Secondary Market Trading Volume USD TH. 9M 2024	Price, KZT per share	Δ, %
Bank CenterCredit	748.7	17,015.8	1,905	+95%
Kcell	1,332.0	14,453.7	3,199	+64%
Kaspi.kz	22,296.1	17,622.7	56,455	+24%
Halyk Bank of Kazakhstan	4,758.7	36,593.9	210	+28%
KazMunaiGas	17,696.9	35,687.0	13,899	+20%
Kazakhtelecom	851.4	16,519.7	38,100	+10%
KEGOC	861.9	20,865.0	1,505	+1.6%
Kazatomprom	9,870.2	17,791.5	18,235	-1.2%
KazTransOil	661.2	12,840.9	815	-5.8%
Air Astana	621.5	35,266.1	841	-29.3%
Total	59,698.7	224,656.4		

Index KASE in 2022 – 9M 2024



MARKET DATA DISTRIBUTION

REFINITIV 



JPMORGAN
CHASE & CO.

Interactive Data

 statpro

BANK OF AMERICA 

Goldman
Sachs

AlphaSense

wiener
boerse 

 DOW JONES
FACTIVA

FTSE

 [A]
[B] ALLIANCEBERNSTEIN

Bloomberg

 FISD
SIIA

 EDI | Doing data differently

 SIX | Financial Information

S&P Global

Investing.com

 Renaissance

CREDIT SUISSE 



IT PROJECTS PORTFOLIO

27


IT
SYSTEMS

3

TRADING CLEARING
SYSTEMS

R&D PROJECTS

COLLOCATION



BLOCKCHAIN
TECHNOLOGY

PoC project -
Tokenized Securities

ARTIFICIAL
INTELLIGENCE

PoC project
using RPA and AI

CLOUD
SOLUTIONS

PoC project with
Amazon Web
Services

DATA
CENTER

Failover MetroCluster
Solution

TCM 779.89 916.51 165.62 ▲25.12%
HWM 783.79 924.29 171.50 ▲21.89%
DMW 833.77 1004.01 170.24 ▲20.43%
YZI 910.45 1127.46 223.01 ▲24.79%
SIV 982.07 1219.39 237.32 ▲24.16%
VDA 113.74 143.41 29.67 ▲26.02%
MMW 468.66 536.41 67.75 ▲14.39%
KIZ 543.49 658.05 113.56 ▲20.89%
FLR 680.27 745.29 65.01 ▲12.89%
BWD 655.59 717.77 25.99 ▲16.70%
DDV 440.55 540.71 99.66 ▲22.62%
KZT 296.51 344.96 58.47 ▲20.63%
PCW 911.44 1029.60 218.22 ▲26.89%
AIK 361.77 451.39 89.62 ▲24.77%
ZJI 658.96 804.57 136.21 ▲15.87%
RHI 291.79 346.86 55.09 ▲16.97%
TTR 170.00 211.31 41.31 ▲24.27%

Thank You



Almaty Towers, Business Center
280 Baizakov Street
Almaty
A15G7M6
Republic of Kazakhstan

tel: +7 727 237 53 00
e-mail: info@kase.kz
www.kase.kz