

A large, abstract graphic in the background consisting of a complex network of glowing blue lines and nodes, resembling a molecular structure or a data network, set against a dark blue gradient background.

KASE: AT THE FOREFRONT OF THE CAPITAL MARKET DEVELOPMENT

CEO
ALINA ALDAMBERGEN

KASE TODAY

286
ISSUERS

1067
SECURITIES

USD 69 BN
MARKET CAP

USD 30 BN
CORPORATE DEBT

USD 56 BN
STATE DEBT

USD 133 MLN
AVERAGE DAILY VOLUME

USD 19 BN
TRADING VOLUME 7M 2024

2.9 MLN
RETAIL INVESTORS ACCOUNT

FUTURES

- KASE INDEX
- USD/KZT
- RUB/KZT
- KZAP
- HSBK



USD 429 BN
TRADING VOLUME 7M 2024

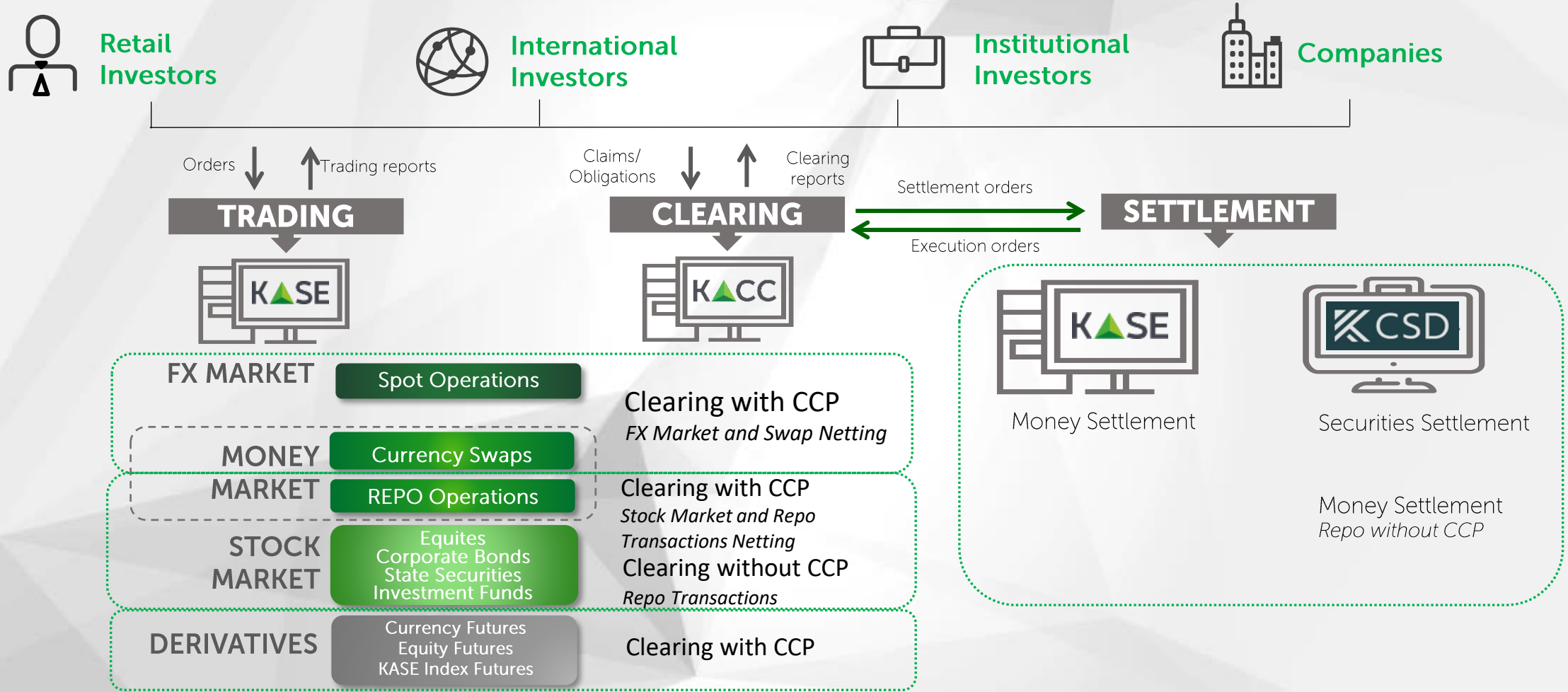
USD 3.0 BN
AVERAGE DAILY VOLUME

7 FX PAIRS
T+0 T+1 T+2

USD 285 MLN
AVERAGE DAILY VOLUME

USD 41 BN
TRADING VOLUME 7M 2024

KASE MARKET INFRASTRUCTURE



CENTRAL COUNTERPARTY



High Capital and Reserve Fund allocated for market risks

Independent validation of CCP risk-management model

Netting of Trades with CCP on T+0, T+1 and T+2 basis

Single Netting of Securities and FX Markets with Money Market instruments

Pre-Trade Collateral Check
Multilevel Risk-Management

Portfolio Approach for evaluation of collateral

PLANS AHEAD:

- Alignment of Kazakhstan legislation governing CCP operations with EMIR requirements
- CCP risk-management in accordance with PFMI standards
- Credit and Operational ratings
- CCP services to other exchanges and OTC markets

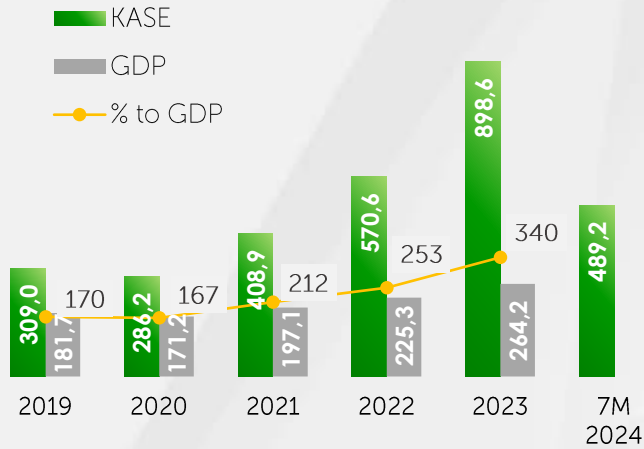
TRADING INSTRUMENTS

1,649 instruments, including 1,067 securities issues; 289 instruments in the T+ list as of August 01, 2024

| Stock market | | | Money market | Currency market | Derivatives |
|---------------------------|-------------------------------|--------------------------------|---------------------------------|-----------------|-------------|
| Stocks | Bonds | Other Securities | Swap operations | Spot | futures |
| IPO / Auctions | Auctions | Secondary market | RUBKZT | RUBKZT | KASE Index |
| Buyback | Secondary market | Securities of investment funds | USDKZT | USDKZT | USDKZT |
| Secondary market | Municipal bonds | ETF | CNYKZT | CNYKZT | RUBKZT |
| Large companies | Government Securities | | EURKZT | EURKZT | KZAP |
| SME | Ministry Finance | | Autorepo | EURUSD | HSBK |
| Dual listing | National Bank Notes | | Stocks | USDCNY | |
| GDR | Foreign Government Securities | | Bonds | EURCNY | |
| | Corporate bonds | | State securities basket | | |
| | IFO bonds | | General collateral certificates | | |
| 64 | 210 | 15 | 539 | 22 | 21 |
| 87 | 671 | 20 | | | |
| Settlements | | | | | |
| T+2 | T+2 | T+2 | от T+1 до T+1Y | T+0 | T+1W |
| T+0 - illiquid Securities | T+0 - illiquid Securities | T+0 | от T+0 до T+90 | T+1 | T+1M |
| | | | | T+2 | T+3M |
| | | | | | T+6M |

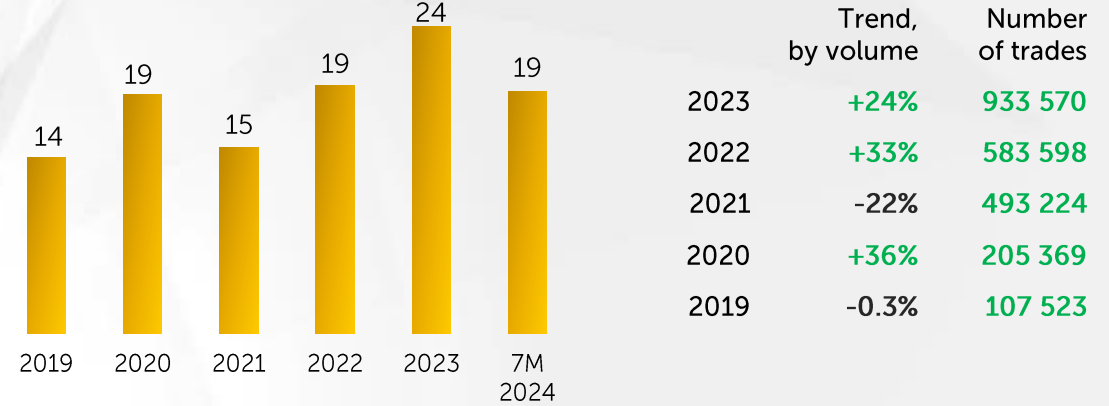
VOLUME AND STRUCTURE OF THE MARKET

Total trading volume, USD bn

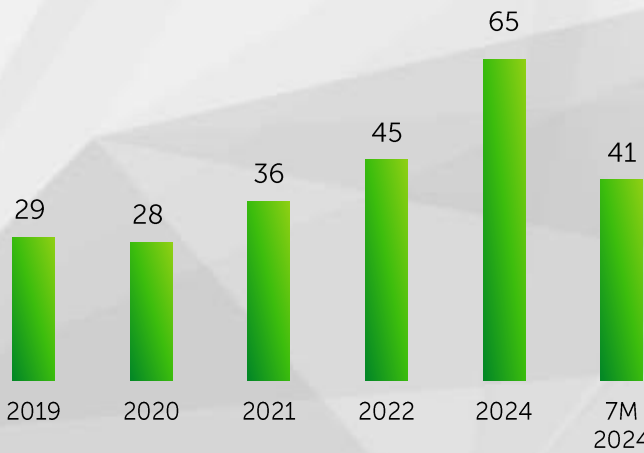


| Year | Trend, by volume | Number of trades |
|------|------------------|------------------|
| 2023 | +57% | 1 380 970 |
| 2022 | +50% | 905 304 |
| 2021 | +80% | 742 002 |
| 2020 | +17% | 412 578 |
| 2019 | -62% | 292 516 |

Equity market, USD bn

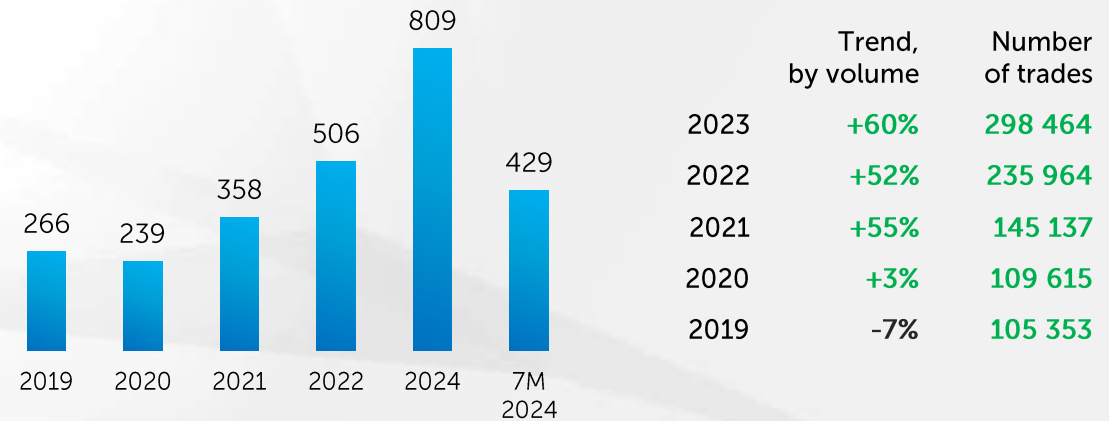


Forex market, USD bn



| Year | Trend, by volume | Number of trades |
|------|------------------|------------------|
| 2023 | +45% | 148 921 |
| 2022 | +34% | 85 737 |
| 2021 | +34% | 103 632 |
| 2020 | +4% | 97 593 |
| 2019 | -17% | 79 639 |

Money market, USD bn



| Year | Trend, by volume | Number of trades |
|------|------------------|------------------|
| 2023 | +60% | 298 464 |
| 2022 | +52% | 235 964 |
| 2021 | +55% | 145 137 |
| 2020 | +3% | 109 615 |
| 2019 | -7% | 105 353 |

Source: KASE

KEY MARKET INDICES AND INDICATORS

30

INDICES AND INDICATORS

TONIA

MONEY MARKET BENCHMARK

RISK FREE

YIELD CURVE

INDEX KASE

5,234.43

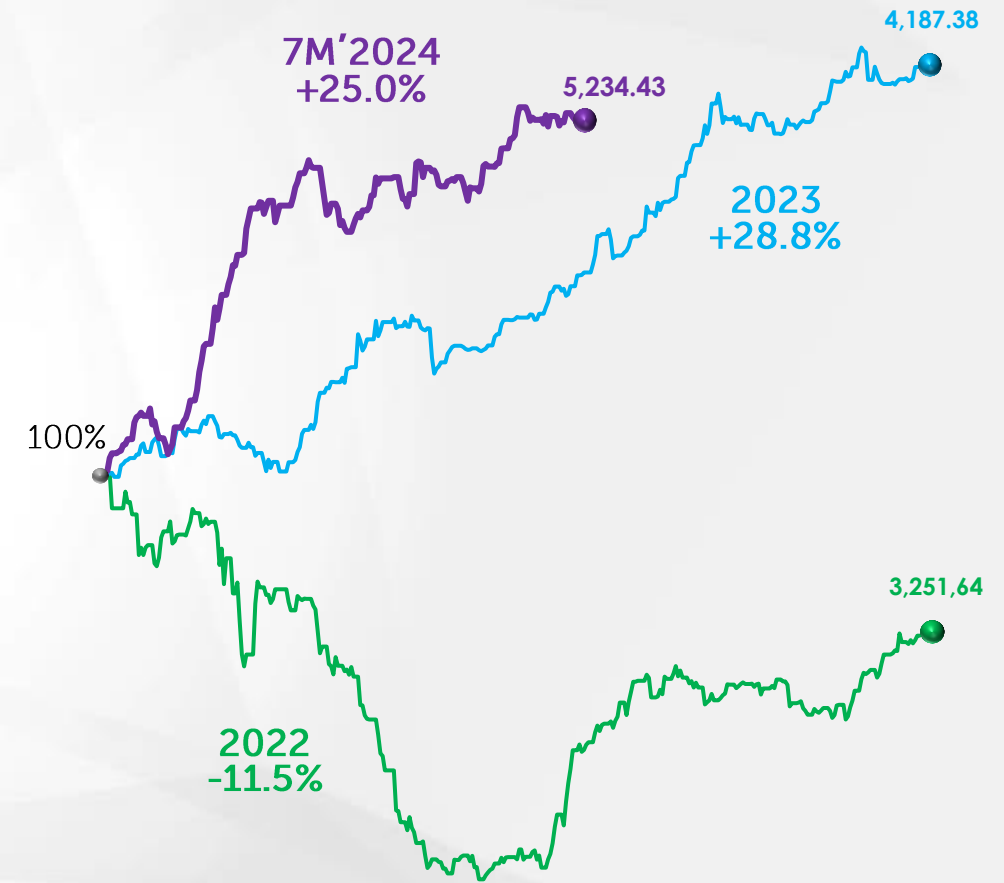


KASE INDEX DYNAMICS

KASE index constituents

| Company | Capitalisation*. bn KZT | | Trading volume on the secondary market for 7M'2024, th. USD | Price, KZT per share | Δ, % |
|--------------------------|-------------------------|--------------|---|----------------------|---------|
| | ordinary shares | priv. shares | | | |
| Bank CenterCredit | 341.7 | 0.5 | 15,378.3 | 1,995.00 | +104.2% |
| Kcell | 601.9 | – | 12,842.8 | 2,964.99 | +51.7% |
| Kaspi.kz | 12,040.3 | – | 13,094,8 | 65,550.00 | +43.8% |
| Halyk Bank of Kazakhstan | 2,248.0 | – | 30,498.8 | 205.87 | +25.8% |
| KazMunaiGas | 7,720.1 | – | 32,655.3 | 13,434.99 | +16.4% |
| Kazakhtelecom | 393.9 | 8.2 | 14,695.4 | 38,874.00 | +12.7% |
| KEGOC | 406.2 | – | 16,971.4 | 1,480.00 | -0.1% |
| Kazatomprom | 4,873.0 | – | 14,033.4 | 18,301.01 | -0.9% |
| KazTransOil | 318.7 | – | 7,156.0 | 814.00 | -5.9% |
| Air Astana | 317.40 | – | 31,441.5 | 853.02 | -28.3% |
| Total | 27,730.1 | 8.8 | 188,767.7 | | |

Index KASE in 2022 – 7M'2024



MARKET DATA GLOBAL DISTRIBUTION

REFINITIV 



JPMORGAN
CHASE & CO.

Interactive Data

 statpro

BANK OF AMERICA 

Goldman
Sachs

AlphaSense

wiener
boerse 

DOW JONES
FACTIVA



FTSE

 ALLIANCEBERNSTEIN

Investing.com

 Renaissance

CREDIT SUISSE 

Bloomberg

 FISD
SIIA

 EDI | Doing data differently

interfax

 SIX | Financial Information

S&P Global



IT PROJECTS PORTFOLIO

27

IT
SYSTEMS

3

TRADING CLEARING
SYSTEMS

R&D PROJECTS

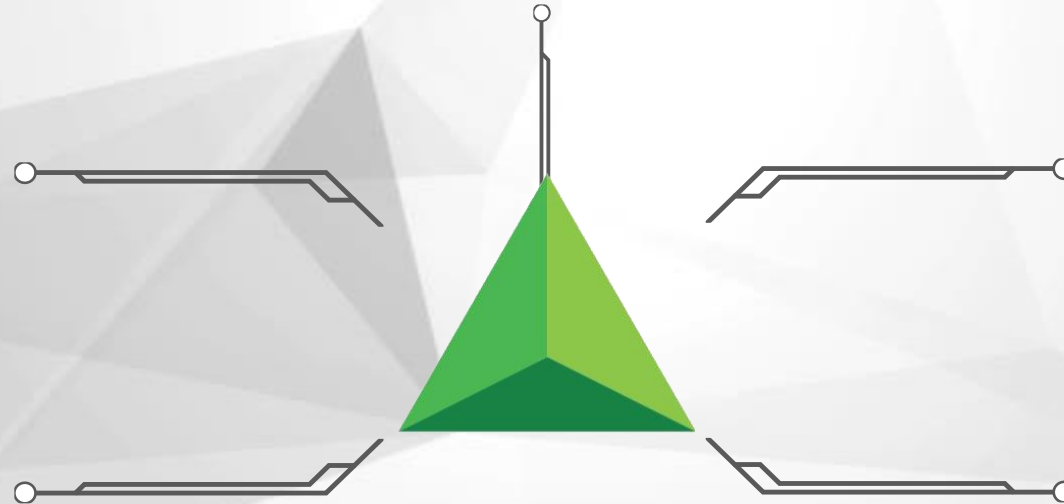
COLLOCATION

BLOCKCHAIN
TECHNOLOGY

PoC project -
Tokenized Securities

ARTIFICIAL
INTELLIGENCE

PoC project
using RPA and AI



CLOUD
SOLUTIONS

PoC project with
Amazon Web
Services

DATA
CENTER

Failover MetroCluster
Solution

TCM 779.89 816.51 46.62 ▲ 5.84%
HWM 131.71 824.78 173.58 ▲ 21.26%
DMW 832.17 1004.01 171.29 ▲ 20.43%
YZI 310.45 1427.46 223.97 ▲ 24.79%
SILY 382.07 1218.38 232.32 ▲ 24.12%
VDA 113.74 143.41 29.67 ▲ 26.02%
MMV 400.06 536.41 67.33 ▲ 16.83%
KTE 540.40 658.05 117.65 ▲ 21.62%

FLR 680.27 745.28 65.01 ▲ 12.86%
WWD 155.58 187.25 25.98 ▲ 16.70%
DDV 440.55 540.71 99.66 ▲ 22.62%
KZT 296.51 344.98 58.47 ▲ 20.03%
PCW 911.44 1029.60 218.22 ▲ 26.89%
AIK 361.77 451.39 89.62 ▲ 24.77%
ZJI 658.96 994.57 336.21 ▲ 35.87%
RHI 291.79 3140.86 151.99 ▲ 36.97%
TTC 120.00 171.32 51.32 ▲ 42.77%

PP1 912.69 1210.36 297.73 ▲ 32.70%
GAB 1220.56 1650.57 248.03 ▲ 20.43%
DAB 1755.17 2411.68 242.81 ▲ 25.75%
PAB 654.31 775.84 121.51 ▲ 18.57%
TIB 1511.53 2022.59 1111.72 73.51%

ZOK 391.59 491.48 99.81 ▲ 25.51%
RNT 169.21 1190.65 161.44 ▲ 31.66%
SOM 725.44 913.38 171.92 ▲ 23.56%
LIT 1609.41 2205.47 282.51 ▲ 24.28%
OW 1311.17 1671.24 212.81 ▲ 16.23%

Thank You!



Republic of Kazakhstan, A15G7M6
Almaty, Baizakov str., 280
North Tower
Multifunctional complex
"Almaty Towers", 8th floor

tel: +7 (727) 237 53 00

e-mail: info@kase.kz

www.kase.kz