

# KASE WEEKLY

08 – 11 January,  
2019

## KASE NEWS

- ▲ KASE [extends](#) duration of Base period for market valuation of non-indexed GS with term of 180 or more days left to maturity
- ▲ KASE has [published](#) member activity rankings for December 2018 on its website.
- ▲ Online project "KASE: history in persons": interviews with [Nurzhan Alimukhambetov](#), [Galina Tsalyuk](#), [Azamat Zholdasbekov](#) and [Oleg Tsurkan](#) have been published.

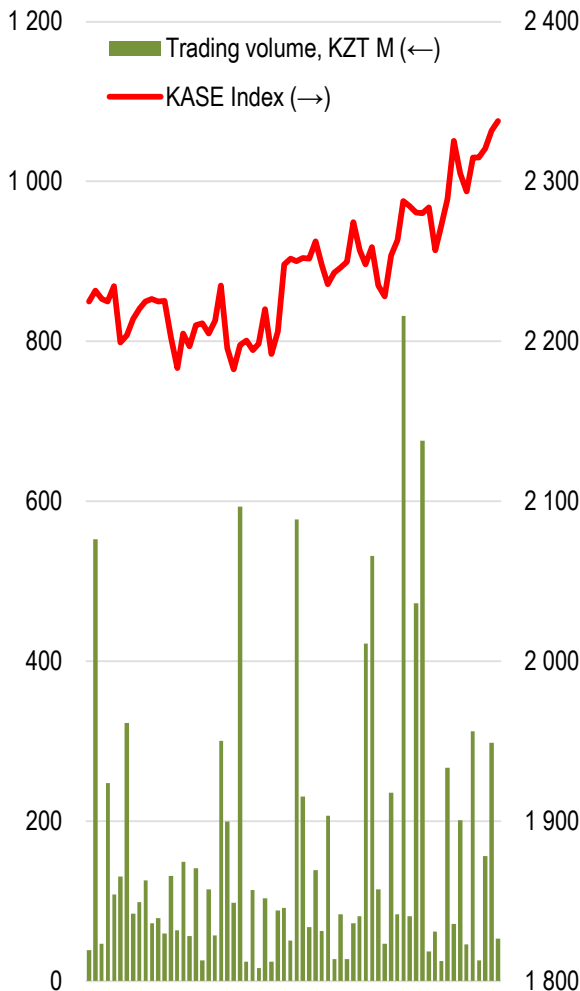
## ISSUER NEWS AND ANNOUNCEMENTS

- ▲ KazMunayGas Exploration Production [bought back](#) 19,546 own preferred shares (RDGZp) at KZT12,800 per share.
- ▲ Mortgage Organization Kazakhstan Mortgage Company [reported](#) redemption of its bonds (KZIKb21).
- ▲ Board of Directors of KMK Munai [approved](#) report on operational and business activities for 10 months of 2018, action plan and budget for 2019.
- ▲ BCC Invest [reported](#) payout of dividends to the holders of IUIT CenterCredit - Valyutniy for the period from October 1 to December 31, 2018. Total payout amounted to USD 153,831.86.
- ▲ Development Bank of Kazakhstan [opened](#) revolving credit line for the amount of KZT2 bn for a period of three years to Sei-Nar Industrial Complex LLP for purchasing raw materials for production of unrefined vegetable oil with further export of products. Pre-export financing was provided by the Bank under the Nurly Zhol government program.
- ▲ KazTransOil [reported](#) approval of the cost of transportation of the Russian oil through the territory of the Republic of Kazakhstan to the People's Republic of China.



KASE Index closed the first full trading week of the new year 2019 by an a one-per cent increase to 2,337.64 points. Four share titles from the representative list closed the week in the green zone.

**KASE Index shares**



**11.01.2019**

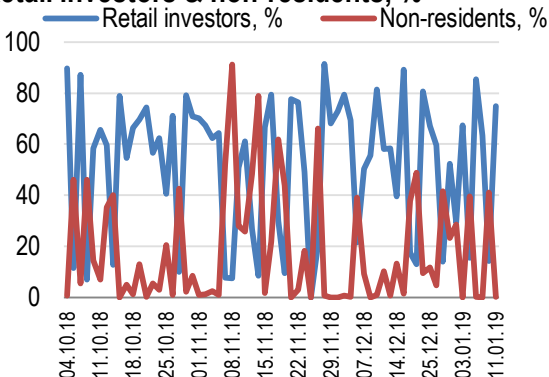
		Trends (%)	
		1,0	3,7
<b>KASE Index</b>	2 337,6		
<b>First class of liquidity</b>	<b>Price, KZT</b>	<b>Δ 7d</b>	<b>Δ 1m</b>
KazMunayGas EP (pref.)	12 800,0	12,8	0,0
Aeroflot (Russia)	601,8	7,8	3,8
<b>KazTransOil</b>	1 420,0	4,8	9,2
<b>KAZ Minerals</b>	2 590,0	4,3	1,4
Sberbank (Russia)	1 083,0	3,6	0,0
Gazprom (Russia)	897,6	3,1	-0,3
Bank of America	9 688,5	2,1	-2,0
<b>CenterCredit Bank</b>	240,0	1,8	-2,4
<b>KEGOC</b>	1 620,2	1,3	5,2
Kazakhtelecom (pref.)	12 875,0	0,6	6,4
Bank VTB (Russia)	0,2	0,0	-5,0
<b>Kcell</b>	1 885,0	-0,2	14,9
BAST	31 337,9	-2,1	-14,6
<b>Halyk Bank</b>	99,4	-2,1	-3,5
<b>Kazakhtelecom</b>	32 739,0	-2,6	7,3

*Note: Index stocks are highlighted in green*

Shares of KazTransOil that rose 4.8% and closed at KZT1420.0 per share grew most of all. At the beginning of 2019, the company reported that the rate of the transit transportation of the Russian oil to China for the period from 2019 to 2023 has increased by 32% after revision by Kazakhstan's Ministry of Energy. This news is a positive factor for KazTransOil shares because it increases the company's items of income. Also, KAZ Minerals, copper mining company, whose stock price reached KZT2,590 (+4.3%), have increased significantly.

The greatest faller was shares of Kazakhtelecom. Quotations of shares of the national telecom company fell by 2.6% to KZT32,739.0 over the week. It is should be noted that the fall of quotations took place at relatively small volumes of trades.

**Retail investors & non-residents, %**

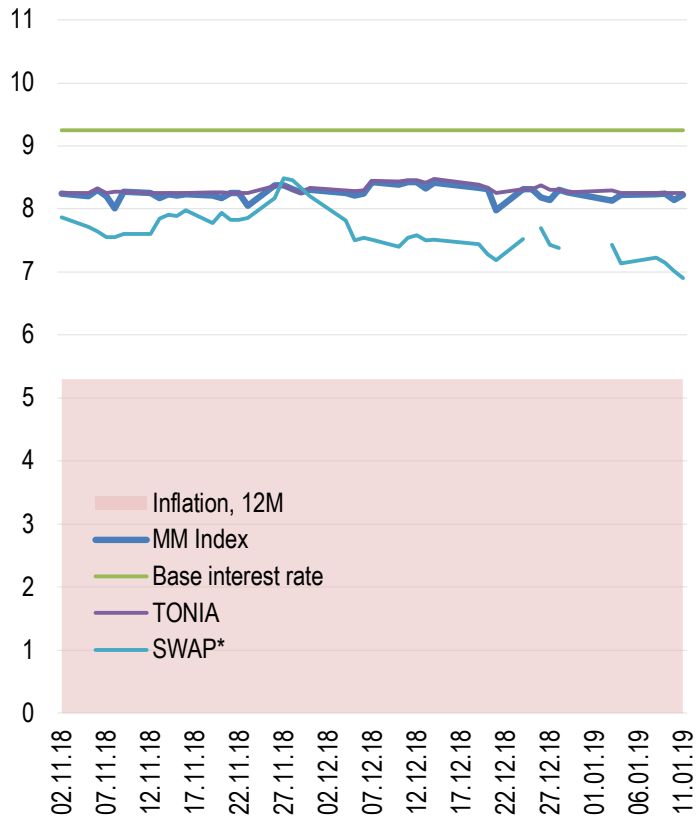




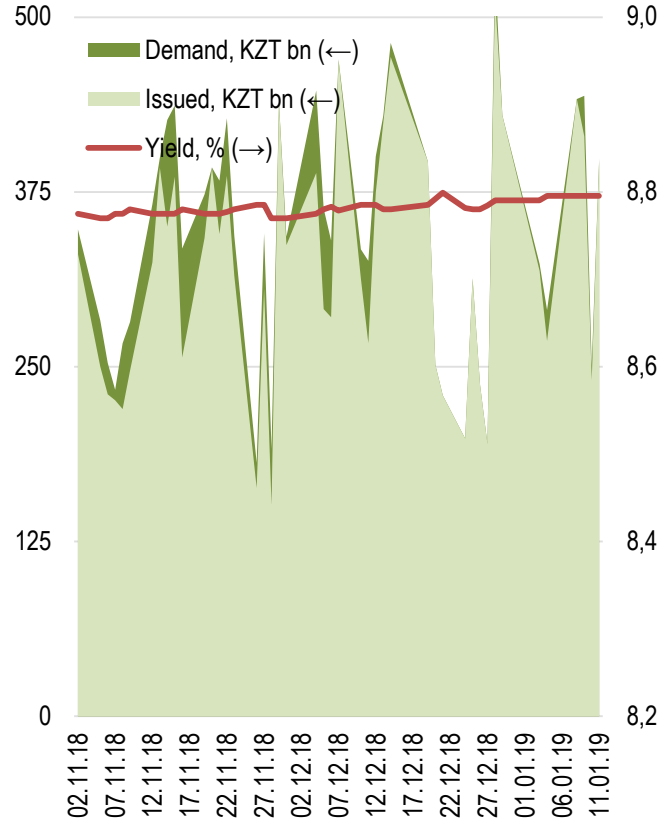
The yield of one-day currency swaps dropped by 1 p.p. to 6.00% APR. The yield of one-day repo transactions with government securities did not change and remained at 8.25% APR.

The National Bank has placed six issues of notes with various terms to maturity with the total trading volume of KZT1.7 trillion over-the-counter. Four issues of weekly notes were offered at 8.80% APR, while the yield of 28-day and three-month notes amounted to 8.82% APR. The total demand for the notes was 2.5 % higher than the offer.

**Inflation and interest rates**

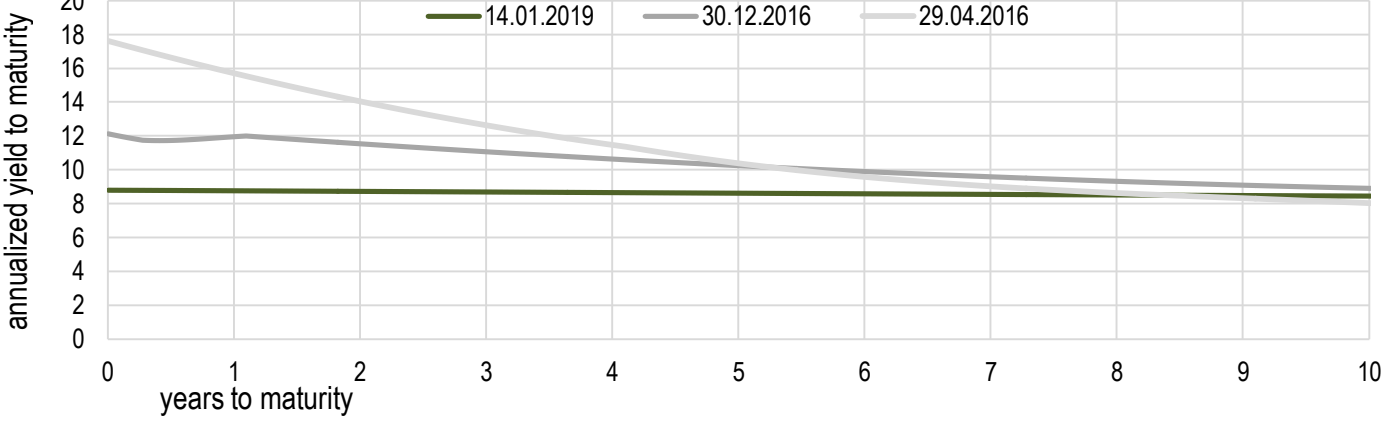


**Issuance of weekly NBK notes**



\* weighted average yield on all currency swap transactions with the US dollar.

**Risk-free yield curve (non-indexed GS)**





Weighted average US dollar rate with settlements T+1 dropped by KZT2.06 to KZT376.06 and the total trading volume amounted to USD380.8 mln.

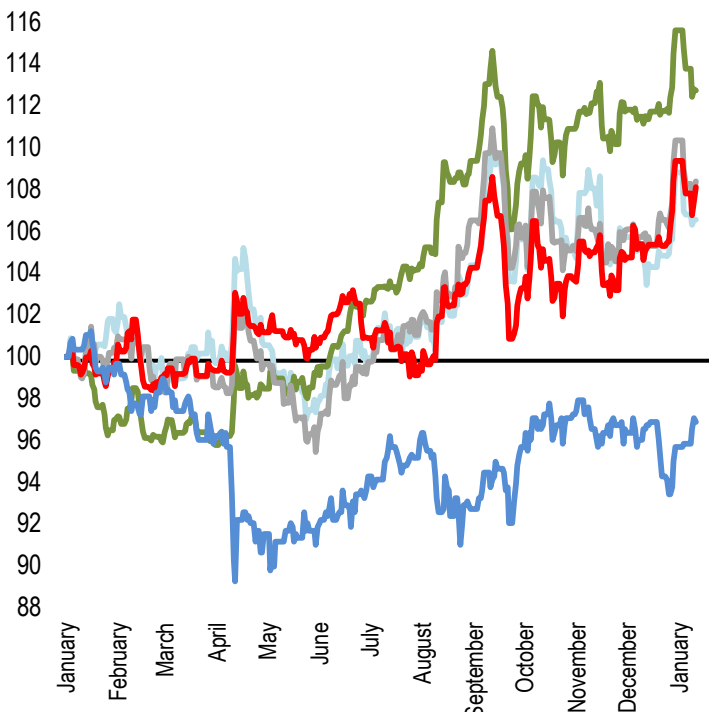
The beginning of the new year 2019 was marked by sharp strengthening of the tenge against the dollar. For instance, the dollar exchange rate fell by KZT8.14 over six trading days since the beginning of the year. This was facilitated both by positive external factors - a significantly rising oil prices and strengthening of the ruble - and by possible correction of the exchange rate after the emotional reassessment of the currency risk by market players before the New Year holidays.

The first trading in the ruble on KASE in 2019 was held on Wednesday, January 9 due to long New Year holidays in Russia. Over the three trading days the rate of the Russian currency rose by KZT0.0959 to KZT5.6319 against weighted average rate of the 2018 year-end.

The euro rate has decreased by 60 tiyn to KZT433.40 over the week.

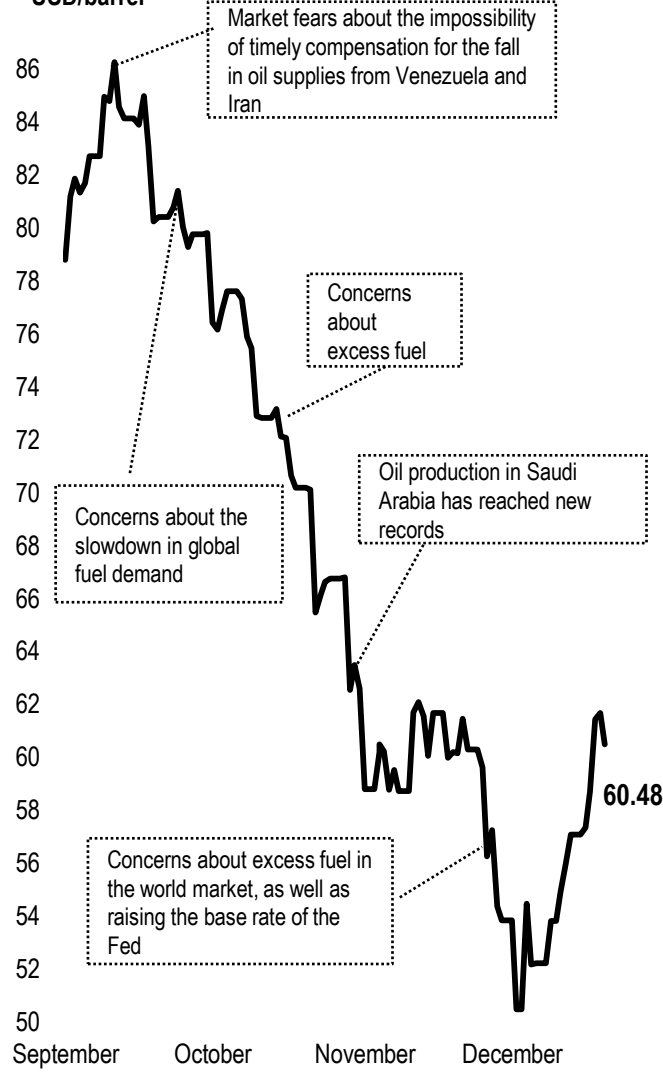
The yuan with settlements T+0 grew by KZT0.5520 to KZT55.6990. Total trading volume for the reporting week reached CNY5.7 mln.

**FX rates**  
Δ %, base (01.01.17)









	Price	Δ 7d, %	Δ 30d, %	Δ 2017, %
— GBPKZT	477,99	-0,4	+2,2	-2,1
— USDKZT	374,63	-1,8	+1,1	-2,5
— EURKZT	431,65	-0,5	+2,3	-1,8
— CNYKZT	55,23	-0,5	+2,9	-1,2
— RUBKZT	5,59	+1,1	+0,4	+1,3

**Brent oil**  
USD/barrel



Note: The chart and the table are based on the official market rates of the NBK. NBK rates may differ from KASE rates.

## Global indices

Name	Value	Trend %			Futures
		7d	1m	1y	7d
 S&P 500	2 596,26	2,5	-2,1	-6,2	2,5
Dow Jones	23 995,95	2,4	-2,2	-6,2	2,4
 RTS	1 148,75	2,7	2,0	-8,0	2,8
MICEX	2 285,53	0,0	0,0	1,7	2,8
 Hang Seng	26 667,27	4,1	1,8	-14,3	4,3
SS CSI 300	3 094,78	1,9	-2,4	-26,4	2,2
 Euro Stoxx 50	3 070,04	0,9	-1,2	-14,6	0,9
FTSEuroFirst	3 786,50	0,8	-1,4	-14,2	0,8
 FTSE 100	6 918,18	1,2	0,6	-10,9	1,1
 KASE	2 337,64	1,0	3,7	2,1	

## Commodities market

11.01.2019

Name	Price	Trend %	
		7d	1m
Oil	60,48	6,0	0,5
	51,59	7,6	0,9
Natural gas	3,10	1,8	-25,1
Copper	266,20	0,5	-3,8
Iron	573,50	3,3	14,8
Gold	1 290,25	0,3	3,6
Silver	15,66	-0,8	6,3
Wheat	519,50	0,5	0,8

## Economic calendar

		Currency	Forecast	Previous
14.01	Speech by Fed Chairman Mr. Powell	USD		
15.01	PPI (MoM) (Dec)	USD	-0.1%	0.1%
16.01	Core Retail Sales (MoM) (Dec)	USD	0.1%	0.2%
16.01	Crude Oil Inventories	USD	-2.800M	-1.680M
17.01	GDP (YoY) (Q4)	CNY	6.4%	6.5%
17.01	CPI (YoY) (Dec)	EUR	1.6%	1.6%
17.01	New Home Sales	USD	569K	544K


Note: the calendar contains the most significant economic events of the current week according to KASE analysts opinion

B – billions  
M – millions  
K – thousands

## Kazakhstan statistics

	Value	As of	Beginning 2017
Annual inflation	5,3 %	01.12.18	7,1 %
Gross international reserves of NBK, USD bn	30 158	01.12.18	30 745
Reserve money, KZT bn	5 988,4	01.12.18	5 538,7
Money supply, KZT bn	19 896,6	01.12.18	19 456,0

## Kazakhstan credit ratings

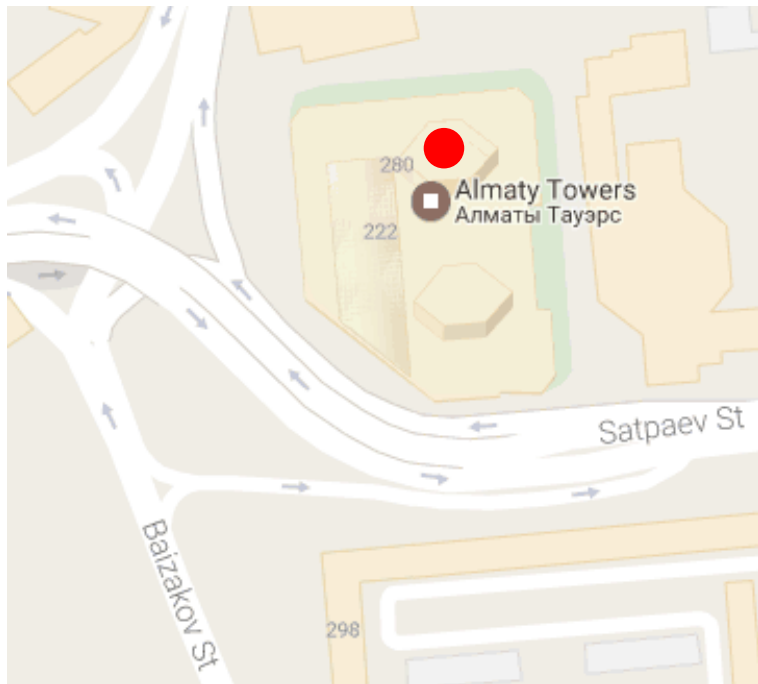
	Rating	Date	Previous
	BBB- stable	10.09.18	BBB- stable
	Baa3 stable	26.07.17	Baa3 stable
	BBB stable	28.09.18	BBB stable

# CONTACT INFORMATION



**Address:** Republic of Kazakhstan, 050040, Almaty, Baizakov St., 280, Business Center "Almaty Towers"

**Tel.:** 8 (727) 237 53 00



**Corporate website**



**Contact us**



**Corporate Events Calendar of KASE listed Companies**

The information contained therein was gathered by the employees of Kazakhstan Stock Exchange JSC (KASE). KASE does not guarantee the completeness and accuracy of the information contained in this report, as well as its reliability. Neither KASE, nor any of the employees are liable for any direct or indirect loss (damage) arising from the use of this report or information / analysis presented therein. KASE does not assume any responsibility to update this report on a regular basis or notify of all changes that have occurred.

KASE draws investors' attention to the following factors:

1. return on investment in financial instruments depends on a variety of market and non-market factors. In particular, the actual income of an investor may change depending on the fluctuations in interest rates, changes in taxation, FX movements, changes in quotations of securities, market indexes, changes in production and financial performance of companies, and other factors;
2. previous results do not necessarily affect the future results with the future estimations based on the assumptions that may not materialize. The value of any investment or income may go down and up, as a result the investors might not receive the entire invested amount back. For the investments in non-universally recognized markets, the investors may experience various difficulties, including selling them or obtaining the reliable information about their value or the risks involved;
3. report does not take into account the individual financial characteristics and aims of those receiving it.

KASE recommends that the investors independently evaluate the feasibility of certain investments and strategies and encourages the investors to use the services of financial consultants.

KASE reserves all rights for the report. This analytical material can be copied and/or distributed in full or in part upon written permission of KASE