

# KASE WEEKLY

30 March – 03 April, 2020

## KASE NEWS

- ▲ KASE [operation schedule](#) from March 30 to April 3.
- ▲ KASE [extends](#) deadlines for provision of reports by members of Exchange, initiators of listing securities admission and auditing organizations.
- ▲ KASE [composes](#) lists of securities of first, second and third classes of liquidity for April 2020.
- ▲ Bonds KZMJ00000636 (ABK024\_063) of local executive body of Aktobe region [included](#) in KASE official list's sector "Government Securities".
- ▲ Bonds of four issues of Sovereign Wealth Fund "Samruk-Kazyna" [switched](#) to trading in "dirty" prices.
- ▲ Mortgage organization "Kazakhstan Mortgage Company" bonds KZ2C00001741 (KZIKb23) [removed](#) from KASE official list due to circulation term expiry.
- ▲ KASE [removed](#) bonds KZ2C00001741 (KZIKb23) of Mortgage Organization "Kazakhstan Mortgage Company" from representative list for bond market indices of KASE\_BM\* series.
- ▲ Bonds KZ2C00005973 (BTDVb1) and KZ2C00006179 (BTDVb2) of Baiterek Development to be [transferred](#) from "bonds" category of alternative market to "bonds" category of KASE official list's main market.
- ▲ From April 2 bonds KZ2C00006641 (BTDVb3) of Baiterek development [included](#) in KASE official list by category "bonds" of main market.
- ▲ Freedom Finance [relinquishes](#) status of market-maker on KASE for international bonds XS0245586903 (CCBNe3) of Bank CenterCredit.

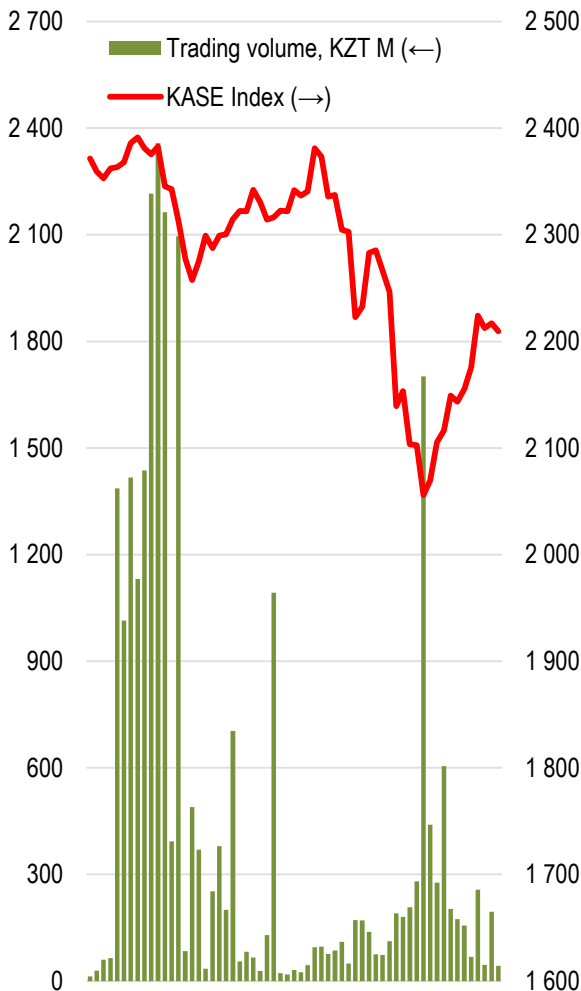
## ISSUER NEWS AND ANNOUNCEMENTS

- ▲ Kazakhstan's Ministry of Finance [raised](#) KZT250 bn on KASE by placing 13th issue of MEUKAM-108 (KZKD00001087) with YTM of 11.00 % APR.
- ▲ Akimdik of Aktobe region [raises](#) KZT3.0 bn on KASE, by placing two-year bonds KZMJ00000636 (ABK024\_063).
- ▲ NOSTRUM OIL & GAS PLC [announces](#) operating results.
- ▲ National company "KazMunayGaz" says Standard & Poor's [affirmed](#) ratings of the company, outlook "Negative".
- ▲ National company "KazMunayGaz" says Fitch Ratings [affirmed](#) the company's rating at "BBB-", outlook "Stable".
- ▲ KazTransOil says Standard & Poor's [affirmed](#) the company's long-term credit rating at "BB", outlook "Negative".



Investor sentiment around the world continues to be pressurized by uncertainty of prospects of the global economy in the light of the continuing spread of coronavirus.

**KASE Index shares**



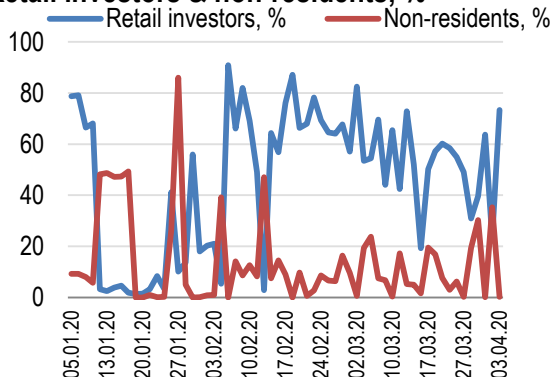
03.04.2020

		Trends (%)	
		Δ 7d	Δ 1m
<b>KASE Index</b>	2 209.51	2.5	-3.3
<b>First class of liquidity</b>	<b>Price</b>		
Газпром	1 293.0	10.0	6.2
<b>Kcell</b>	2 529.1	5.4	10.0
<b>КазТрансОйл</b>	906.0	5.3	-7.1
Freedom Holding Corp.	6 296.0	4.8	0.8
<b>KAZ Minerals</b>	1 940.0	4.7	-13.8
<b>НАК Казатомпром</b>	5 496.0	3.6	11.1
<b>Народный банк</b>	103.3	0.3	-29.5
<b>KEGOC</b>	1 640.1	0.3	2.1
<b>Казахтелеком</b>	26 351.0	-0.6	4.9
Сбербанк	1 143.3	-0.7	-18.0
<b>Банк ЦентрКредит</b>	237.1	-1.0	0.0

Note: Index stocks are highlighted in green

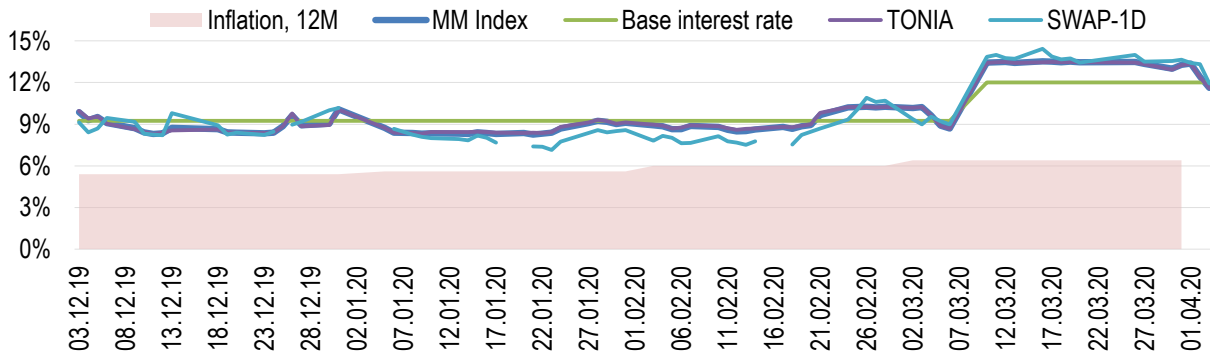
The number of people infected worldwide exceeded one million. Asian stock markets closed mostly in the red zone at the end of the week. European stock markets are declining amid publication of the composite Purchasing Managers' Index (PMI) of the euro zone in March 2020, which fell to 29.7 points from 51.6 points a month earlier, the lowest value of the index since its calculation began. The KASE Index closed in the black at 2,209.51 points increasing by 2.5% at the end of the week, but the indicator has not yet managed to move to a new level of 2,250 points. Ordinary shares of Kcell (+5.4%), KazTransOil (+5.3%), KAZ Minerals (+4.7%) grew most of all.

**Retail investors & non-residents, %**

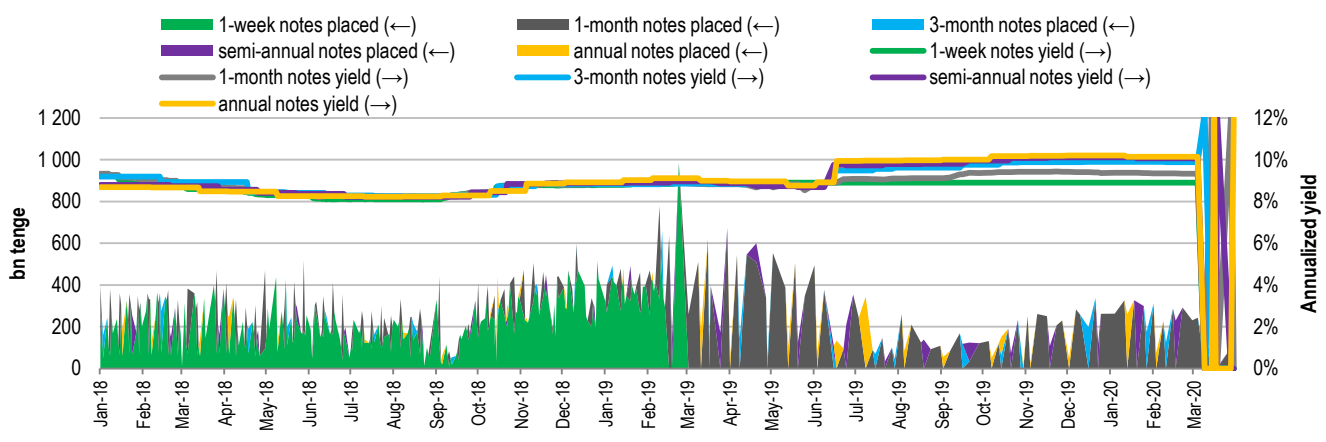


The National Bank of Kazakhstan made an out-of order decision on April 3 to reduce the base rate to 9.5% APR and to expand the interest rate range to +/-2 pp. Short-term borrowing rate has fallen below 12.00% APR today on KASE money market amid stabilization of the exchange rate. The yield of one-day repo transactions with government securities dropped 174 bps to 11.6% APR. SWAP 1D USD rate dropped by 156 bps to 12.0% APR. The MM Index was 11.6%APR by the end of the week. In the conditions of the reduced trading day, the median value of the amount of tenge liquidity raised for one day on KASE over the week amounted to KZT425.9 billion compared to KZT267.9 billion in 2020. Last week, yield rate at placement of annual notes of NBRK was 12.00% APR, the actual volume of placement was KZT74.3 billion; the bid exceeded the ask by 35.2%.

**Inflation and interest rates**

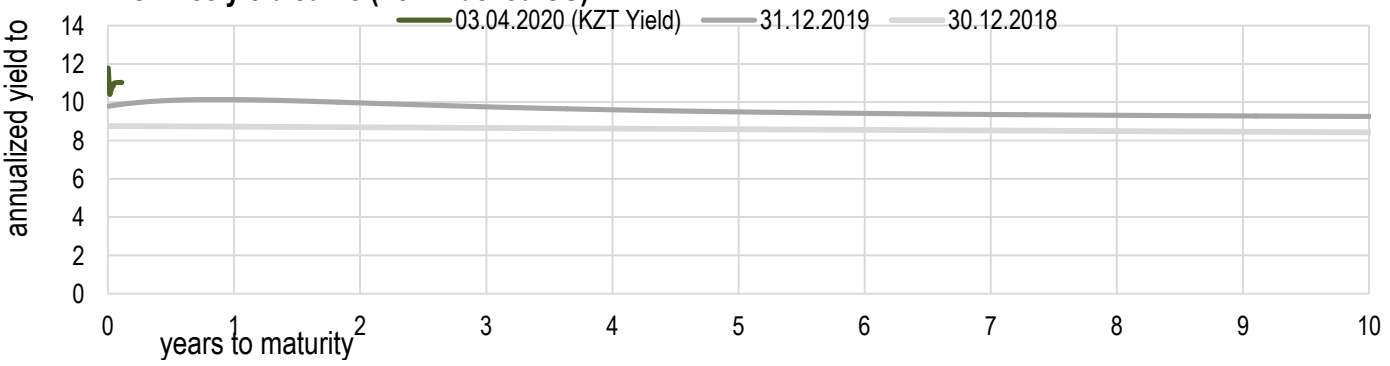


**Main Features of National Bank Notes Placements**



\* weighted average yield on all currency swap transactions with the US dollar.

**Risk-free yield curve (non-indexed GS)**





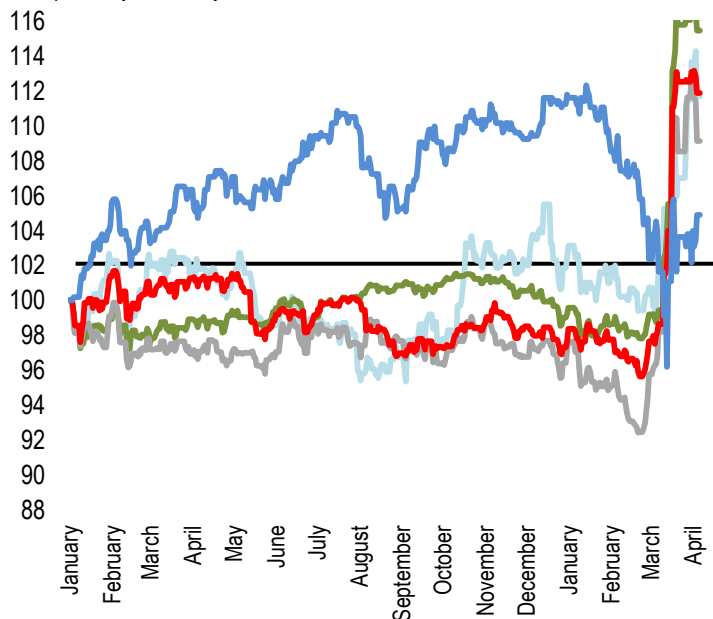
The tenge has strengthened against the US dollar but slightly weakened against the Russian ruble and the Chinese yuan based on the results of the trading week. The main factor of support for the tenge could be the recovery of oil prices amid U.S. President Donald Trump's statement that Saudi Arabia and Russia are negotiating an end to the price war and the measures to stabilize the world oil market. In addition, on April 6, at the initiative of Saudi Arabia, a new meeting in the OPEC+ format may be convened to balance the supply of oil by the largest producers. Prices for benchmark oils demonstrated unified growth dynamics on Friday. The price of Brent crude oil futures for June at the London ICE Futures exchange by 16:00 Nur-Sultan time is US \$32.91 (+ US \$2.94, +9.8%). WTI crude oil futures for May at the New York Mercantile Exchange (NYMEX) rose by US \$1.15 (+4.6%) to US \$26.50 per barrel. USD/RUB currency pair is traded at 76.7400 by the same time, which is lower than last Friday's close by almost 3%. At the Russian foreign exchange market, the Central Bank sells foreign currency to support the ruble, directing the proceeds to finance the budget deficit. The volume of foreign currency sales under the budget rule between April 7 and May 12, 2020 will be RUB77.8 billion, RUB3.5 billion will be sold daily on an open market.

The weighted average exchange of tenge against the U.S. dollar on the Kazakhstan Stock Exchange on Friday strengthened by 0.9% (by KZT4.10) compared to Thursday and amounted to KZT443.50. The minimum rate was 443.20, the maximum rate was 446.00, the closing rate was 443.20. The total trading volume of the U.S. dollar at the end of the reduced trading session was US \$63.6 million. The number of participants who made deals with instrument USDKZT\_TOM was 20 (+6). The number of deals is 353 (+50). The exchange rate of the tenge to U.S. currency strengthened by KZT2.34 (-0.5%) based on the results of the trading week. The total trading volume is US \$344.0 mln.

The exchange rate of the Russian ruble with settlements T+0 grew by 4 tiyn to KZT5.7290 over the week. The exchange rate of the tenge to the Chinese yuan weakened by CNY24 to KZT62.90.

## FX rates

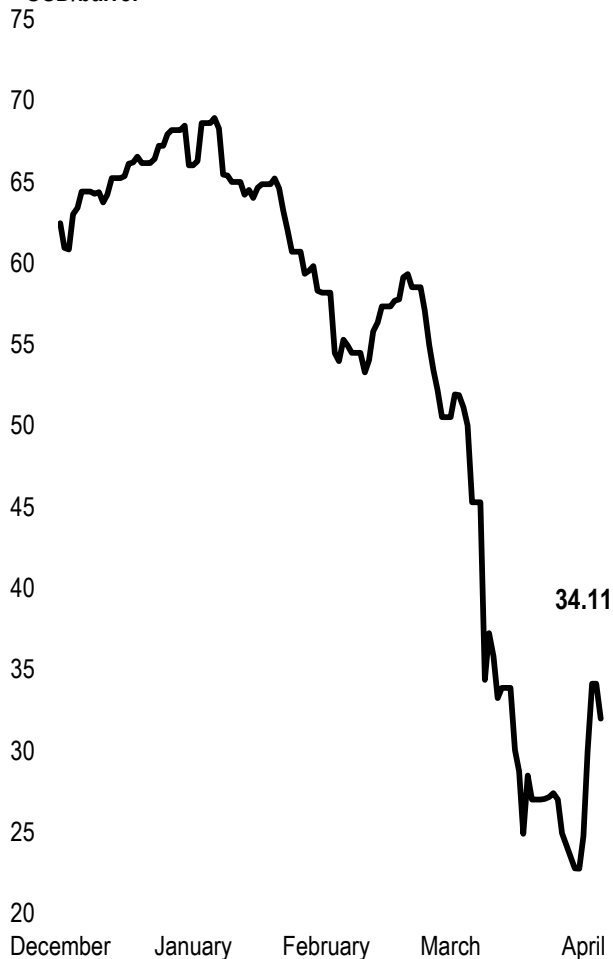
Δ %, base (01.01.18)



	Price	Δ 7d, %	Δ 30d, %	Δ 2019, %
— GBPKZT	557,75	4,9	14,8	11,6
— USDKZT	447,6	0,3	17,7	17,4
— EURKZT	489,41	0,3	15,7	14,7
— CNYKZT	63,05	0,2	15,7	15,6
— RUBKZT	5,71	0,4	-0,3	-7,5

## Brent oil

USD/barrel



Note: The chart and the table are based on the official market rates of the NBK. NBK rates may differ from KASE rates.



Global indices					03.04.2020			
Name	Value	Trend %			Exchange rate in tenge*	Trend		
		7d	1m	1y		7d	1m	2017
S&P 500	2 488.65	-2.1	-20.5	-13.6	447.60	0.3	17.7	17.4
Dow Jones	21 052.53	-2.7	-22.3	-20.2				
RTS	1 049.88	9.9	-22.1	-13.9	5.71	0.4	-0.3	-7.5
MICEX	2 572.23	7.1	-9.0	0.5				
Hang Seng	23 236.11	-1.1	-11.4	-22.4	63.05	0.2	15.7	15.56
SS CSI 300	3 713.22	0.1	-9.8	-8.6				
Euro Stoxx 50	2 662.99	-2.4	-22.1	-22.6	489.41	0.3	15.7	14.7
FTSEuroFirst	3 167.38	-1.1	-21.0	-25.2				
FTSE 100	5 415.50	-1.7	-20.5	-26.8	557.75	4.9	14.8	11.6
KASE	2 209.51	2.5	-3.3	-9.6				

Economic calendar		Currency	Forecast	Previous
06.04	Consumer price index (CPI) (yoy) (Mar)	RUB	2,7%	2,3%
07.04	Weekly crude oil reserves according to the American Petroleum Institute (API)	USD		10,485M
08.04	Crude oil reserves	USD		13,834M
08.04	Publication of FOMC minutes	USD		
09.04	GDP (y/y)	GBP	1,1%	0,6%
09.04	Publication of the minutes of ECB meeting on monetary policy	EUR		
09.04	International reserves of the Central Bank (USD)	RUB		551,2B

*Note: the calendar contains the most significant economic events of the current week according to KASE analysts opinion*

**Kazakhstan statistics**

	Value	As of	Beginning 2019
Annual inflation	6,4%	01.04.20	5,3 %
Gross international reserves of NBK, USD bn	29 891	01.03.20	30 927
Reserve money, KZT bn	6 395,2	01.03.20	5 995,7
Money supply, KZT bn	20 793,9	01.03.20	20 813,4

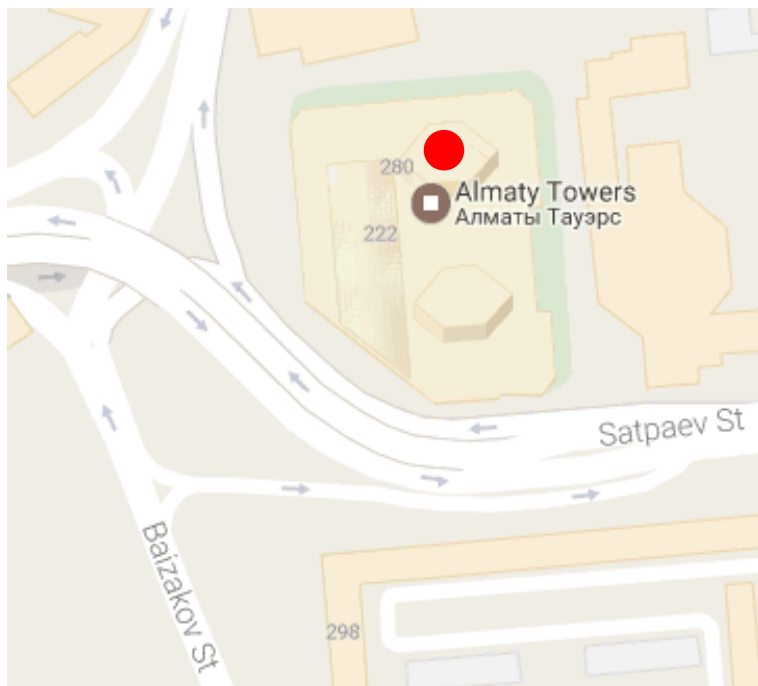
Kazakhstan credit ratings	Rating	Date	Previous
	BBB- stable	10.09.18	BBB- stable
	Baa3 stable	26.07.17	Baa3 stable
	BBB stable	28.09.18	BBB stable

# CONTACT INFORMATION



**Address:** Republic of Kazakhstan, 050040, Almaty, Baizakov St., 280, Business Center "Almaty Towers"

**Tel.:** 8 (727) 237 53 00



**Corporate website**



**Contact us**



**Corporate Events Calendar of KASE listed Companies**

The information contained therein was gathered by the employees of Kazakhstan Stock Exchange JSC (KASE). KASE does not guarantee the completeness and accuracy of the information contained in this report, as well as its reliability. Neither KASE, nor any of the employees are liable for any direct or indirect loss (damage) arising from the use of this report or information / analysis presented therein. KASE does not assume any responsibility to update this report on a regular basis or notify of all changes that have occurred.

KASE draws investors' attention to the following factors:

1. return on investment in financial instruments depends on a variety of market and non-market factors. In particular, the actual income of an investor may change depending on the fluctuations in interest rates, changes in taxation, FX movements, changes in quotations of securities, market indexes, changes in production and financial performance of companies, and other factors;
2. previous results do not necessarily affect the future results with the future estimations based on the assumptions that may not materialize. The value of any investment or income may go down and up, as a result the investors might not receive the entire invested amount back. For the investments in non-universally recognized markets, the investors may experience various difficulties, including selling them or obtaining the reliable information about their value or the risks involved;
3. report does not take into account the individual financial characteristics and aims of those receiving it.

KASE recommends that the investors independently evaluate the feasibility of certain investments and strategies and encourages the investors to use the services of financial consultants.

KASE reserves all rights for the report. This analytical material can be copied and/or distributed in full or in part upon written permission of KASE